

State of Hawaii
DEPARTMENT OF LAND AND NATURAL RESOURCES
DIVISION OF STATE PARKS
P.O. Box 621
Honolulu, Hawaii 96809

ADDENDUM NO. 1

TO

Job No. 25-SPM-001
Wainapanapa (SRA), General Repairs,
Hana, Maui, Hawaii

This addendum as issued shall become part of the Contract Documents for the subject project. The bid documents, plans, and specifications shall be amended as follows:

GENERAL INFORMATION

A voluntary pre-bid conference and site visit was held at the project site, Wainapanapa SRA on November 1, 2024, at 10:00 am. The pre-bid conference agenda and sign-in sheet is attached.

The following information are clarifications to the original scope of work and shall be reflected in the bid pricing:

1. Schedule:
 - a. DLNR requested notification 3 months prior to construction to block out cabins
 - b. Caretaker residence can start construction anytime if needed
 - c. Park visitor hours 7:00am - 6:00pm
 - d. Loud construction should be limited to the hours of 8:00am - 4:00pm
2. Caretaker Residence:
 - a. Instead of fitting in missing pieces to corner edge, contractor will cut edges and install 1x6 or 1x8 on both sides. (See attached picture)
 - b. Adding to SOW: Replace skirt board between garage and office entrance.
 - c. On the same corner, contractor to cut bottom post and add new block. (See attached picture)
 - d. Replace skirt board near corner.
3. Comfort Station:
 - a. Door to be replaced with solid core door. Do not match existing
4. General Cabins:
 - a. See link for approved liquid hardener (3M - Rotted Wood Restorer). Substitutes allowed, must be equal or better and approved by DLNR and B+K.
 - i. https://www.3m.com/3M/en_US/p/d/b40069622/
 - ii. Contractor to prime all sides of lumber (including cut sides).
 - iii. Contractor to include cost of painting interior facing sides of lumber

5. Cabin 1:
 - a. Wall A
 - i. (2) windowsills: Use liquid hardener and prime windowsills.
 - b. Wall B
 - i. (1) 96" windowsill: Use liquid hardener and prime
 - ii. (1) 40" windowsill: Use liquid hardener and prime
 - iii. Remove and Replace (8) - 1"X 6-3/4" X 8'3" T&G Siding
 - iv. Reat and reinforce approx. 6' - 8" of the exterior x"X8" joist
 - c. Wall C
 - i. 1 - Approx 40" windowsill: Use liquid hardener and prime
 - ii. **SCOPE CHANGE: Front entrance railings need (4) - 4"X4" posts to be replaced. Contractor to replace 2X4 pickets (not reuse).**
6. Cabin 2:
 - a. Wall A
 - i. Repair damaged bottom left corner of T&G siding by installing 1"X4" corner trim.
 - ii. (2) 80" windowsill: Use liquid hardener and prime
 - b. Wall C
 - i. (1) 96" windowsill: Use liquid hardener and prime
 - ii. (1) 40" windowsill: Use liquid hardener and prime
 - iii. Remove and replace (5) - 1"X 6-3/4" X 3'-5" T&G siding
 - iv. Treat and reinforce approx. 6' - 8' of the exterior 2" x 8" joist
7. Cabin 3:
 - a. Wall A
 - i. (1) 80" windowsill (Right Window): Use liquid hardener and prime
 - ii. **SCOPE CHANGE: (1) 80" windowsill (Left Window): Remove and replace windowsill. Contractor to remove and reinstall existing window.**
 - iii. Remove and replace (3) - 1" x 6-3/4" X 4'-5" T&G siding
 - iv. Remove and replace (3) - 1" X 6-3/4" X 10'-3" T&G siding
 - v. Treat and reinforce approx. 8' of the exterior 2" X 8" joist
 - b. Wall B
 - i. (1) 96" windowsill: Use liquid hardener and prime.
 - ii. (1) 40" windowsill: Use liquid hardener and prime.
 - c. Wall C
 - i. (1) 40" windowsill: Use liquid hardener and prime.
8. Cabin 4:
 - a. Wall A
 - i. **SCOPE CHANGE: 1 X 80" windowsill (Right window): Remove and replace windowsill. Contractor to remove and reinstall existing window.**
 - ii. (1) 80" windowsill (Left Window): Use liquid hardener and prime
 - iii. Remove and replace (2) 1" X 6-3/4" X 10'-3" T&G siding.
 1. Note: Siding is located behind exterior electrical box. Contractor to coordinate with MECO before removing. Bids should include cost from MECO.
 - iv. Treat and reinforce approx. 5' of exterior 2" X 8" joists.

- b. Wall B
 - i. 1 X 40" windowsill: Use liquid hardener and prime.
 - c. Wall C
 - i. 1 X 40" windowsill: Use liquid hardener and prime.
 - ii. (1) 96" windowsill: Use liquid hardener and prime.
 - iii. (1) 40" windowsill: Use liquid hardener and prime.
 - iv. Remove and replace (13) 1" X 6-3/4" X 8'-3" T&G siding.
 - v. Remove and replace (4) 1" X 6-3/4" X 3'-5" T&G siding.
 - 1. Note: Contractor to remove and reinstall downspout in this area.
 - vi. Treat and reinforce approx. 10' of exterior 2" X 8" joists.
 - vii. Remove (1) 4X4 post at bottom of the back entrance railing deck.
 - viii. Remove and replace approx. 6' of bottom of horizontal rail supports.
9. Cabin 5:
- a. Wall A
 - i. (2) 80" windowsills: Use liquid hardener and prime
 - ii. Remove and replace (2) 1" X 6-3/4" X 10'-3" T&G siding.
 - 1. Note: Near electrical meter box. During walkthrough, it was determined that the box will not need to be disturbed. Contractor to verify when contacting MECO for cabin 4.
 - b. Wall B
 - i. (1) 96" windowsill (Left Window): Use liquid hardener and prime
 - ii. (1) 40" windowsill (Left Window): Use liquid hardener and prime
 - iii. Treat and reinforce approx. 5' of exterior 2" X 8" joists.
 - c. Wall C
 - i. (1) 40" windowsill (Left Window): Use liquid hardener and prime
 - ii. Treat and reinforce approx. 8' of exterior 2" X 8" joists
10. Cabin 6:
- a. Wall A
 - i. (2) 80" windowsills: Use liquid hardener and prime
 - b. Wall B
 - i. (1) 40" windowsills: Use liquid hardener and prime
 - ii. Remove and replace (1) 4" X 4" post at the bottom of the deck stairs.
 - c. Wall C
 - i. (1) 96" windowsills: Use liquid hardener and prime
 - ii. (1) 40" windowsills: Use liquid hardener and prime
 - iii. Remove and replace (3) 1" X 6-3/4" X 8'-3" T&G siding.
 - iv. Remove and replace (7) 1" X 6-3/4" X 3'-5" T&G siding.
11. Cabin 7:
- a. Wall A
 - i. (2) 80" windowsills: Use liquid hardener and prime
 - b. Wall B
 - i. (1) 40" windowsills: Use liquid hardener and prime
 - c. Wall C
 - i. (1) 96" windowsills: Use liquid hardener and prime
 - ii. **SCOPE CHANGE: 1 X 40" windowsill: Remove and replace windowsill. Contractor to remove and reinstall existing window.**
 - iii. Re-attach loose trim to deck siding.
 - iv. Remove and replace (8) 1" X 6-3/4" X 8'-3" T&G siding.

- v. Remove and replace (4) 1" X 6-3/4" X 3'-5" T&G siding.
- vi. Treat and reinforce approx. 12' of exterior 2" X 8" joists

12. Cabin 8:

- a. Wall A
 - i. (2) 80" windowsills: Use liquid hardener and prime
- b. Wall B
 - i. (1) 96" windowsills: Use liquid hardener and prime
 - ii. (1) 40" windowsills: Use liquid hardener and prime
- c. Wall C
 - i. (1) 40" windowsills: Use liquid hardener and prime
 - ii. Remove and replace approx. 10' of bottom of horizontal rail supports.
 - 1. Note: Replace (2) 2" X 4" pickets

13. Cabin 9:

- a. Wall A
 - i. (2) 80" windowsills: Use liquid hardener and prime
 - ii. Remove and replace (7) 1" X 6-3/4" X 10'-3" T&G siding.
 - iii. Remove and replace (16) 1" X 6-3/4" X 4'-5" T&G siding.
- b. Wall B
 - i. (1) 40" windowsills: Use liquid hardener and prime
 - ii. **SCOPE CHANGE: Treat and prime 2 - 1" X 6-3/4" X 4'-5" T&G siding.**
 - iii. Note: Located near electrical meter panel. Coordinate with MECO as needed.
- c. Wall C
 - i. (1) 96" windowsills: Use liquid hardener and prime
 - ii. **SCOPE CHANGE: 1 X 40" windowsill: Remove and replace windowsill. Contractor to remove and reinstall existing window.**
 - iii. Attach loose trim to deck siding
 - iv. Remove and replace (6) 1" X 6-3/4" X 8'-3" T&G siding.
 - v. Remove and replace (3) 1" X 6-3/4" X 3'-5" T&G siding.
 - vi. Treat and reinforce approx. 8' of exterior 2" X 8" joists

14. Cabin 10:

- a. Wall A
 - i. (2) 80" windowsills: Use liquid hardener and prime
- b. Wall B
 - i. (1) 40" windowsills: Use liquid hardener and prime
 - ii. Remove and replace (3) 1" X 6-3/4" X 8'-3" T&G siding.
 - iii. Treat and reinforce approx. 6' of exterior 2" X 8" joists
- c. Wall C
 - i. (1) 40" windowsills: Use liquid hardener and prime

15. Cabin 11:

- a. Wall A
 - i. (2) 80" windowsills: Use liquid hardener and prime
- b. Wall B
 - i. (1) 40" windowsills: Use liquid hardener and prime

16. Cabin 12:

- a. Wall A
 - i. (1) 80" windowsills: Use liquid hardener and prime
- b. Wall B
 - i. (1) 40" windowsills: Use liquid hardener and prime
- c. Wall C
 - i. (1) 96" windowsills: Use liquid hardener and prime
 - ii. (1) 40" windowsills: Use liquid hardener and prime
 - iii. Remove and replace (3) 1" X 6-3/4" X 8'-3" T&G siding.
 - iv. Treat and reinforce approx. 6' of exterior 2" X 8" joists



REQUEST FOR INFORMATION (RFI)

Responses to RFI's is attached.

Division of State Parks



CURT A. COTTRELL
Administrator

Solicitation# **B25000863**

Island: Maui

Solicitation Description: Repairs to 1-comfort station, 12-guest cabins, and cosmetic repairs on the caretaker's residence at the Wainapanapa State Park.

1 Will a cabin be available for worker use?

contractor may utilize the cabin they are currently working on

2 Bid Bond percent set at 5%?

yes







Addendum 1 - 25-SPM-001 Addendum_RFI Waianapanapa

Final Audit Report

2024-11-12

Created:	2024-11-12 (Hawaii-Aleutian Standard Time)
By:	Lori Tomczyk (piikea.tomczyk@hawaii.gov)
Status:	Signed
Transaction ID:	CBJCHBCAABAA5II4A4AqdW0h27psxmxSRPSbKPLkKJO8
Number of Documents:	1
Document page count:	9
Number of supporting files:	0
Supporting files page count:	0

"Addendum 1 - 25-SPM-001 Addendum_RFI Waianapanapa" History

-  Document created by Lori Tomczyk (piikea.tomczyk@hawaii.gov)
2024-11-12 - 3:16:13 PM HST - IP address: 162.221.246.37
-  Document emailed to Curt Cottrell (curt.a.cottrell@hawaii.gov) for signature
2024-11-12 - 3:16:37 PM HST
-  Email viewed by Curt Cottrell (curt.a.cottrell@hawaii.gov)
2024-11-12 - 3:19:49 PM HST - IP address: 104.47.65.254
-  Agreement viewed by Curt Cottrell (curt.a.cottrell@hawaii.gov)
2024-11-12 - 3:19:50 PM HST - IP address: 162.221.246.37
-  Document e-signed by Curt Cottrell (curt.a.cottrell@hawaii.gov)
Signature Date: 2024-11-12 - 3:20:07 PM HST - Time Source: server- IP address: 162.221.246.37
-  Agreement completed.
2024-11-12 - 3:20:07 PM HST